



ATLANTIC COAST FIRE TRUCKS PUMPER



City/State:	Murrells Inlet, SC
Model:	Custom Rescue/Pumper
Water Pump:	Waterous 1500 GPM
Water/Foam:	UPF 1000/20
Hose Bed:	Traditional 600' of 2-1/2" and 1250' of 5"
Exterior:	White over Red
Chassis:	Smeal Sirius II EMFD 10" Raised Roof
Seating:	6
Engine:	Cummins ISL9 450HP
Transmission:	Allison 3000 EVS

Equipment and Accessories

WE BUILD RESPECT.

Pump:

FRC Pump Boss PSG
Waterous Oil-Less Priming Pump
Class 1 LED backlit gauges
Stainless Steel Piping
3" Tank-to-Pump Valve
(2) 1-1/2" Crosslays
(1) 2-1/2" Crosslay
(1) 2-1/2" Right Side Discharge
(2) 2-1/2" Left Side Discharges
(1) 2-1/2" Rear Discharges
(1) 4" Right Side Discharge
(1) 3" Riser Discharge for Deluge Monitor
Pre-Plumbed for future foam system

Body:

Class 1 Intelli-Tank Level Gauges
Hot Dip Galvanized Steel Sub Frame
Painted Hansen Compartment Doors
Satin finish Hansen Rollup Rear Door
Hansen LED Compartment Lighting
Full height/depth side compartments
Transverse Rear Compartments
2-1/2" Rear Direct Tank Fill
Coffin compartments driver side
(1) Hose Compartment in driver Running Board
Hydraulic Equipment Rack (Right Side)
Ground Ladder Package (Alco Lite)
(1) 10' Folding Attic with Brackets
(1) 14' Roof
(1) 24' Two Section
Pike Pole Package (NUPLA)
(1) 6' Fiberglass
(1) 10' Fiberglass

Electrical:

Power Operated Treadplate Hose Bed Covers
(2) PVC suction hose/storage
(8) FRC SPA-900 LED scene lights
(2) FRC Evolution 120 Tri Pod lights
Onan 10kw Hydraulic Generator
(1) Hannay 120 volt cord reel with junction box
Whelen Warning Lights Package

Chasis:

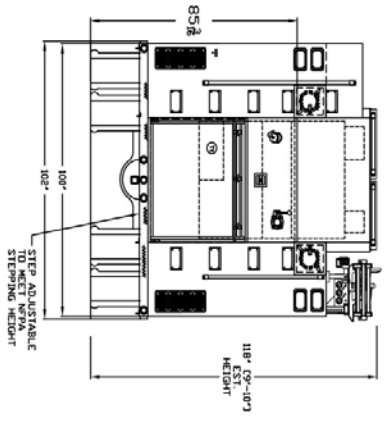
Bostrom Seats
Overhead Climate Control Heater/Defrost/AC
20,000# Meritor Front Axle
27,000# Meritor Rear Axle
Michelin XFE/XDN2 Front/Rear Tires
Alcoa aluminum wheels
21" Front Bumper Extension
Q2B Mechanical Siren
X-Duty Interior Trim
Rear Camera

Atlantic Coast Fire Trucks

37 Stonington Drive
Murrells Inlet, SC 29576

Phone: (412) 559-5568

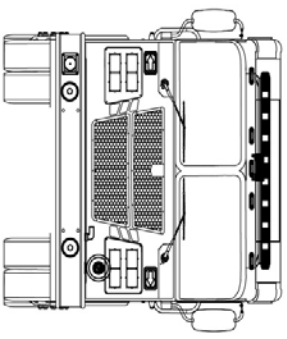
Email: lance@acfiretrucks.com



GROUND LADDERS & PIKE POLES			
ITEM	LADDER LENGTH	MODEL	QTY
A	24' 2-SEC	PEL-24	1
B	14' ROD	PEL-14	1
C	10' ATTIC	FL-10	1
D	PIKE POLES	--	2
E			
F			
G			
H			
I			

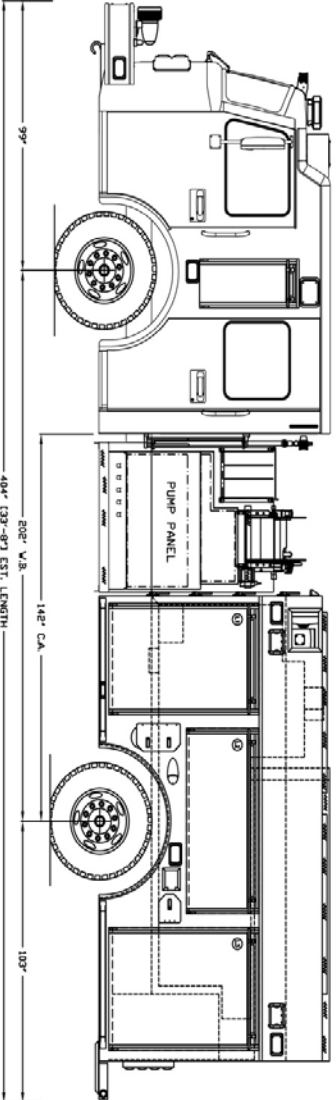
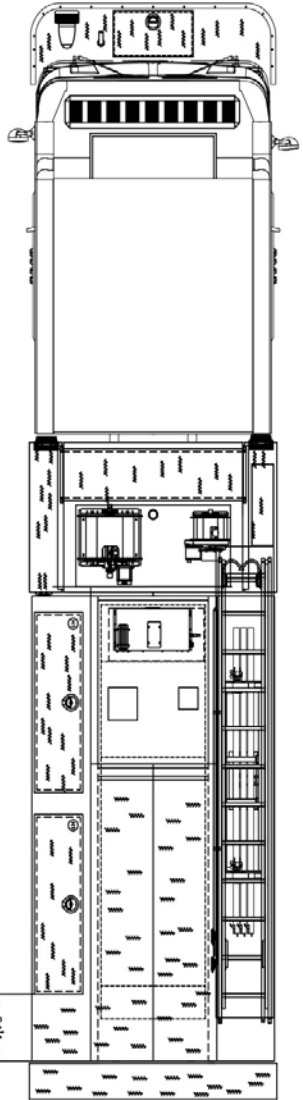
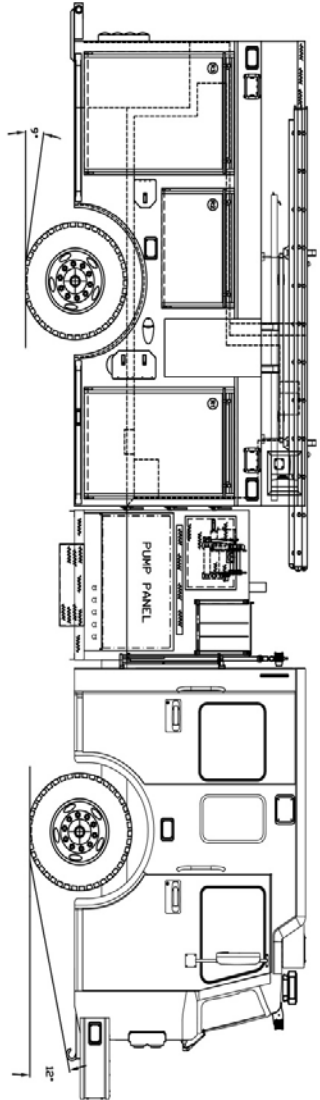
COMP.	OPENING	WHEEL DEPTH	WHEEL
L1/R1	38" X 55.5"	25.75	25.75
L2	65" X 24"	25.75	N/A
R2	41" X 24"	25.75	N/A
L3/R3	42" X 55.5"	25.75	25.75
T1	42" X 33"	22	22
H1/H2	18" X 64"	15	15

INTERMEDIATE DIVIDE HEIGHT



NOTE:
UNSPECIFIED DECKINGS WILL NOT BE INCLUDED IN THE OVERALL HEIGHT OF THE VEHICLE. THE ADDITION OF A DECKING MAY INCREASE THE OVERALL HEIGHT OF THE VEHICLE.

NOTE:
DIMENSIONS SHOWN ARE APPROXIMATE AND ARE SUBJECT TO CHANGE AS MAY BE FOUND NECESSARY DURING CONSTRUCTION. KINDER DETAILS MAY NOT BE SHOWN.
THE DRAWING IS FOR REFERENCE PURPOSES ONLY.
SOME ITEMS MAY OR MAY NOT APPEAR ON THE DRAWING THAT MAY OR MAY NOT BE INCLUDED IN THE SPECIFICATIONS.
SPECIFICATIONS SHALL BE THE FINAL AUTHORITY.
THE DRAWING SHALL BE SUPPLEMENTED BY THE SPECIFICATIONS.



PUMP WATEROUS ESUJcan 2000 GPM
TANK POLY 1000 USG
BODY ALUMINUM
FLOOR RUBBER
COMPARTMENTS 235 CUBIC FEET
CHASSIS SMCAL SIRIUS II EWD

PROPOSAL

Rev.	Approval Signatures	Revisions
01		
02		
03		
04		
05		
06		
07		
08		
09		
10		
11		
12		
13		
14		
15		
16		
17		
18		
19		
20		
21		
22		
23		
24		

SMCAL
ATLANTIC COAST FIRE TRUCKS
CHARLOTTE, NC
3/8" x 1"
8-25-14
12916